



SUZHOU GUDWAY CNC EQUIPMENT CO.,LTD

Add : No. 21 Xiexin Road, New District, Suzhou City, Jiangsu Province, China.

Tel : +86-0512-65580060

Email : info@gudwaycnc.com

Web : <http://www.gudwaycnc.com>




LINEAR RAIL TYPE HORIZONTAL MACHINING CENTER



SUZHOU GUDWAY CNC EQUIPMENT CO.,LTD

GLH SERIES



The rigid structure design of vertical machining center is inherited, and the high-quality casting body of mihanna is used to provide stable machining and cutting rigidity



Pursue continuous progress.
Keep working hard and never stop.



GLH-1250S

X/Y/Z AXIS TRAVEL:2000/1150/1150mm
X/Y/Z/B AXIS FAST FEED:10/10/10/3
SIZE:5900*6500*3500mm



GLH-630S

X/Y/Z AXIS TRAVEL:1100/950/900mm
X/Y/Z/B AXIS FAST FEED:24/24/24/10
SIZE:3762*5928*3154mm

Providing better products and services, continual endeavor and persistence,
honesty, and mutual benefit.



GLH-800S

X/Y/Z AXIS TRAVEL:1400/950/900mm
X/Y/Z/B AXIS FAST FEED:24/24/24/10
SIZE:4102*6128*3154mm

• 特色

Accurate indexing accuracy ensures milling performance of standard rotation


All series of precision grinding table equipped with YRT bearing.
The continuous division is 0.001 degrees, providing precision machining reference



• 性能参数 TECHNICAL DATA

项目 ITEM	UNIT	HDE-63E	HDE-80E	HDE-125E
Table size	mm	630x630	800x800	1250x1250
Max. load	kg	1200	2000	6000
Max.swing dyiameter	mm	1050	1350	2100






• 特色

Based on the excellent performance in the tool machine industry, Deyun manufactures the best horizontal machining center to achieve the goal of efficient production and high precision machining.

Standard 30 disc type automatic tool change mechanism, fully meet the complex parts processing





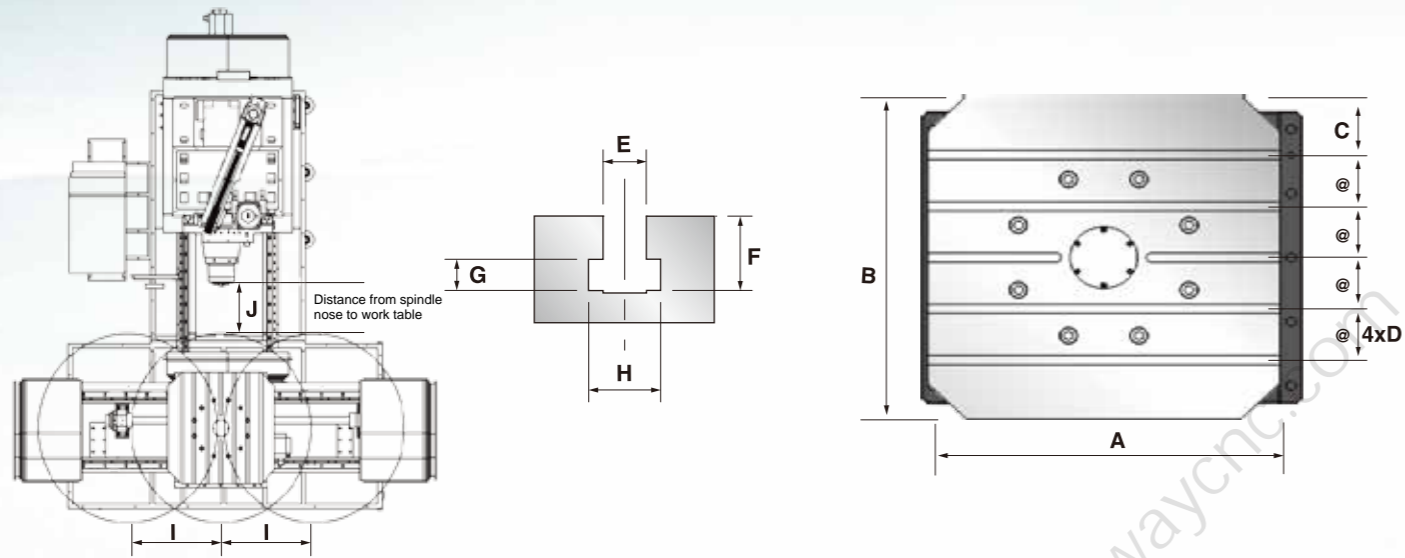


• 特色

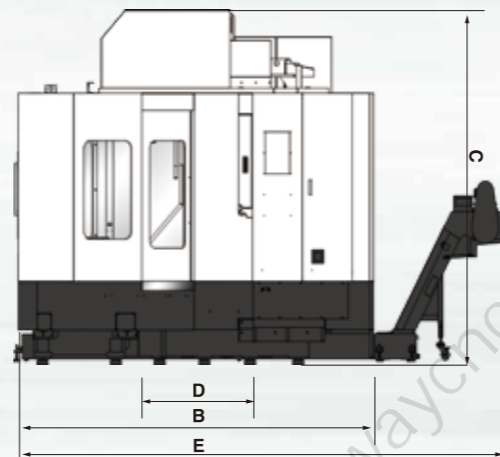
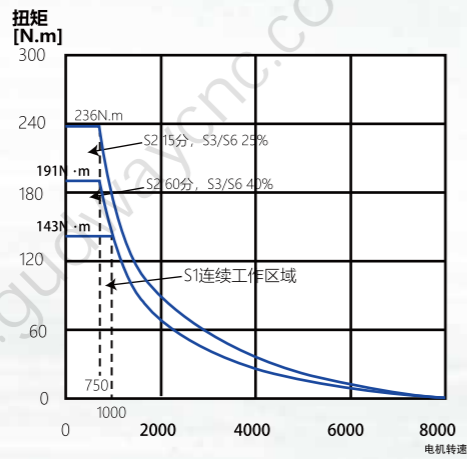
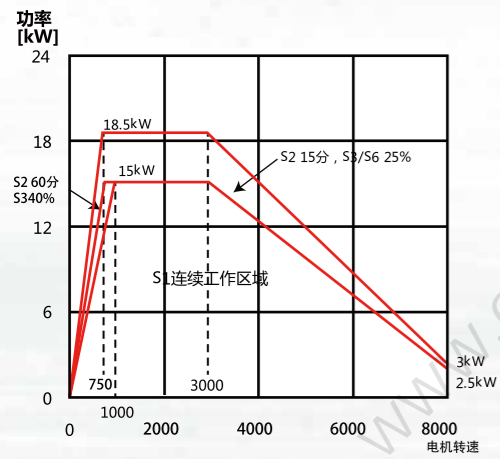
The working table is stressed on the line rails at both ends, and the screw rod in the middle forms a stable structure.

Because of machine rigidity of the bed and the level of assembly technology, we can provide customers with a brand-new feeling of value for money.





MODEL	A	B	C	D	E	F	G	H	T SLOT	I	J
GLH-630S	630	630	115	100	18	30	12	30	5	550	505
GLH-800S	800	800	100	100	22	40	16	37	7	700	355
GLH-1250H	1250	1250	225	200	22	40	16	40	5	1050	400



MODEL	GLH-630S	GLH-800S	GLH-1250S
Width A	3762	4102	6500
Length B	3740	3940	5088
Height C	3154	3154	3500
Range D	1254	1254	1600
Total length E	5928	6218	5900

Mechanical specifications

项目ITEM	UNIT	GLH-630S	GLH-800S	GLH-1250S
行程 Travel				
X轴行程 X-axis travel	mm	1100	1400	2000
Y轴行程 Y-axis travel	mm	950	950	1150
Z轴行程 Z-axis travel	mm	900	900	1150
主轴鼻端至工作台面中心距离 Distance for spindle nose to work bench	mm	135-1035	135-1035	350-1500
主轴中心到工作台面距离 Distance from spindle center to workbench	mm	135-1085	100-1050	20-1170
工作台尺寸 Worktable size				
工作台面积 Table size	mm ²	630x630	800x800	1250x1250
工作台负重 Table loading	kg	1200	2000	5000
B轴分度 (连续分度) B axes index		0.001	0.001	0.001
T型槽尺寸 (宽x距离) T-slot pitch	mm	18x5x100	22x7x100	22x5x200
工作台直径 Table gyrotory diameter	mm	1050	1350	2100
主轴 Spindle				
主轴转速 Spindle speed	rpm	40-6000	40-6000	40-6000
主轴形式 Spindle taper hole		皮带式	皮带式	皮带式
主轴马达 (连续30分) Spindle motor (continual/30min)	kW	15/18.5	15/18.5	15/18.5
主轴内孔规定 Spindle bore specifications	#ISO	BT#50(ISO50)	BT#50(ISO50)	BT#50(ISO50)
主轴进给 Spindle feed				
快速进给 (X,Y,Z,B) Rapid feed rate (X.Y.Z.B)	m/min	24/24/24/10	24/24/24/10	10/10/10/3
切削进给速率 Cutting feed rate	mm/min	8000	8000	8000
刀库 Tool magazine				
刀库容量 Tool magazine capacity		30(40)	30(40)	30(40)
最大刀具直径/邻刀空直径 Tool diameter/adjacent tool space	mm	Ø110 / Ø200	Ø110 / Ø200	Ø110 / Ø200
最大刀具长度 Tool length	mm	350	350	350
最大刀具重量 Tool weight	kg	18	18	18
精度 Accuracy				
定位精度 (JIS B 6338)/(VDI/DGQ3441) Positioning precision (JIS B 6338)/(VDI/DGQ3441)	(JIS B6338) (VDI/DGQ3441)	±0.005/300 0.015	±0.005/300 0.015	±0.005/300 0.015
重现精度 (JIS B 6338)/(VDI/DGQ3441) Reproducibility (JIS B 6338)/(VDI/DGQ3441)	(JIS B6338) (VDI/DGQ3441)	±0.003/300 0.010	±0.003/300 0.010	±0.003/300 0.010
一般规格 General specifications				
电力需求 Electricity demand	kVA	45	45	45
切削液容量 Cutting fluid capacity	l	300	300	300
润滑油邮箱容量 Lubricating oil tank capacity	l	6	6	6
机床重量 Weight	kg	15000	17000	24000
机床高度 Height	mm	3200	3200	3800
占地面积 (含维修空间) Occupied area	mm ²	5164x6307	5504x6507	7493x6938