



Five Axis Machining Center



SUZHOU GUDWAY CNC EQUIPMENT CO.,LTD

Add : No. 21 Xiexin Road, New District, Suzhou City, Jiangsu Province, China.

Tel : +86-0512-65580060

Email : info@gudwaycnc.com

Web : <http://www.gudwaycnc.com>

SUZHOU GUDWAY CNC EQUIPMENT CO.,LTD


GFM900 SERIES

T type bed structure



- The highest rigidity, the highest processing superior performance. The bed base adopts integral casting process, and the overall rigidity is greatly improved
- Heidenhain five-axis closed-loop measurement system. Guarantee of high precision of machine.

- High-rigidity bed base with three-point support. No special requirements for foundation. The bed is not easy to distort, with high accuracy.
- German INA/ Swiss SCHNEEBERGER linear guide, widened slider, more durable accuracy




GFM1300/1600 SERIES

Wall back bed structure



- Higher rigidity
More speed
Smaller overturning moment
- Heidenhain five-axis closed-loop measurement system
Guarantee of high precision of machine
- High-rigidity bed base with three-point support
No fuss about the foundation
Excellent stability is demonstrated in all situations

- SHUTON elongated double nut structure screw effectively improves the preload, greatly improves the positioning accuracy and cutting performance
- German INA linear guide rail, widened slider, more durable accuracy
- Siemens 1FT series high dynamic response motor



GFM2100/2300 SERIES

Gantry moving beam bed structure

Adopt 45 degree oblique five-axis head structure, closed-loop system. Rigid enough, good positioning accuracy /X\Y axis stroke 2300mm, suitable for processing aviation casings and other products/The turntable can be moved into the dragon door frame, making the machine cantilever smaller. The screw is fixed and the nut is rotated, so that the machine tool is large and not bulky, and the real high-performance five-axis machine tool is realized.

● Using the grating ruler full closed-loop control

● Hollow cold screw, take away the heat generated by the movement, the accuracy is guaranteed

● Choose water-cooled 1FT series high-performance motor, with high dynamic response and motion control accuracy

● All guide rails are used constant temperature cooling system, reduce heat deformation, further improve the accuracy

● Bed 3-point support, not affected by foundation distortion, good accuracy retention

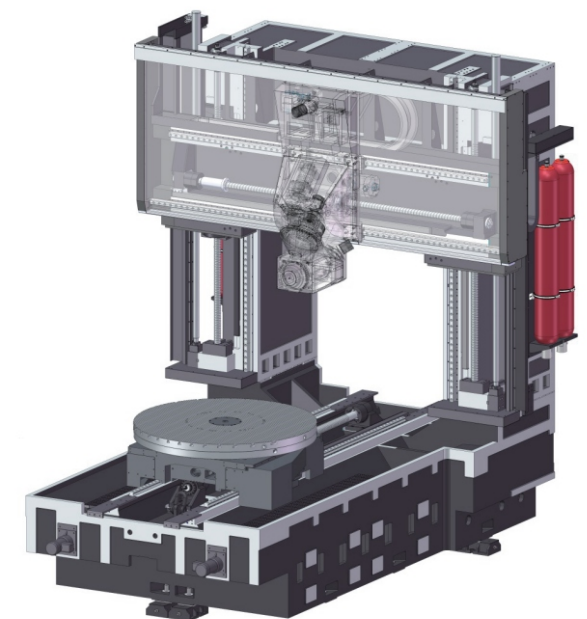
● Base cast with integral cross reinforcement, better rigidity

● Double balance cylinder, a total of 4 large capacity balance accumulators, beam movement is smooth, high control accuracy

● Linear shaft screw drive, screw fixed not rotating, motor drive lock, can achieve high dynamic response

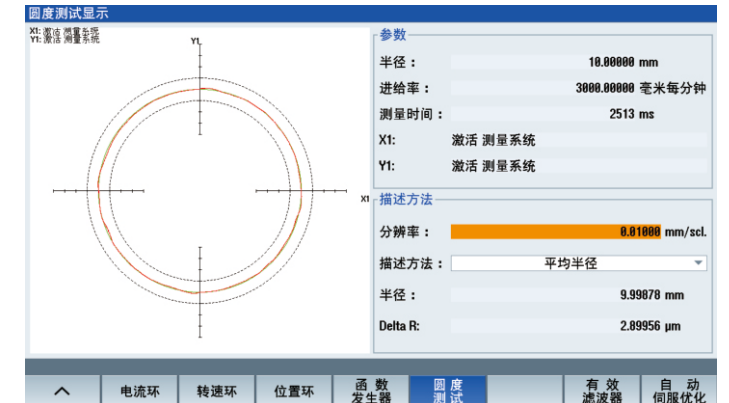
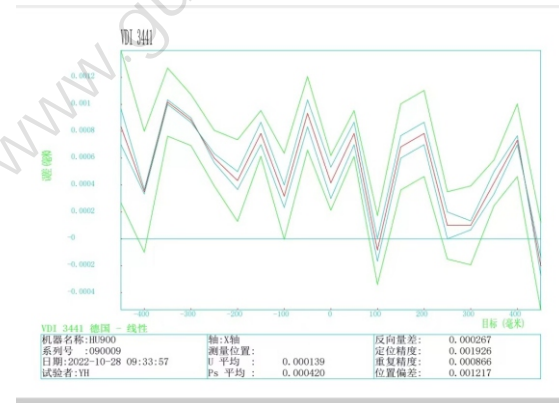

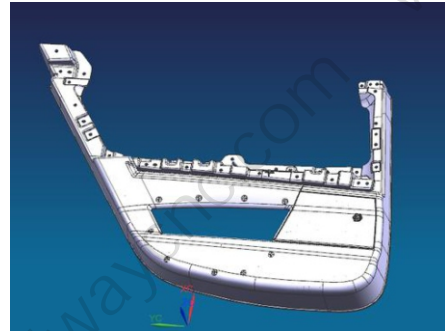



● 55mm high precision guide rail imported from Switzerland

● YRT turntable bearing + thrust bearing, turntable bearing ability is excellent



Our machines serve various machining industries such as military defense, aerospace, energy and power

Production assembly debugging



Linear axis

	GFM900	GFM1300	GFM1600	GFM2100	GFM2300
Machine stroke X/Y/Z axis (mm)	900/800/700	1300/1300/1000	1600/1500/1250	2100/2100/1250(1700)	2300/2300/1250(1700)
Fast moving speed X/Y/Z (m/min)	40/40/40	40/40/40	40/40/40	40/30/40	40/30/40
Measurement system	Heidenhain grating ruler	Heidenhain grating ruler	Heidenhain grating ruler	Heidenhain grating ruler	Heidenhain grating ruler
Control system	Siemens SINUMERIK 840D SL Heidenhain TNC640	Siemens SINUMERIK 840D SL Heidenhain TNC640	Siemens SINUMERIK 840D SL Heidenhain TNC640	Siemens SINUMERIK ONE Heidenhain TNC640	Siemens SINUMERIK ONE Heidenhain TNC640

Spindle

	GFM900	GFM1300	GFM1600	GFM2100	GFM2300
Spindle	HSK-A63/18000 rpm/min	HSK100A / 8000 rpm/min HSK100A / 10000 rpm/min HSK100A / 12000 rpm/min HSK100A / 15000 rpm/min	HSK100A / 8000 rpm/min HSK100A / 10000 rpm/min HSK100A / 12000 rpm/min HSK100A / 15000 rpm/min	HSK100A / 8000 rpm/min HSK100A / 10000 rpm/min HSK100A / 12000 rpm/min HSK100A / 15000 rpm/min	HSK100A / 8000 rpm/min HSK100A / 10000 rpm/min HSK100A / 12000 rpm/min HSK100A / 15000 rpm/min

B axis (45 degree swing head) data

	GFM900	GFM1300	GFM1600	GFM2100	GFM2300
Measuring system	Heidenhain magnetic gate closed loop control	Heidenhain magnetic gate closed loop control	Heidenhain magnetic gate closed loop control	Heidenhain magnetic gate closed loop control	Heidenhain magnetic gate closed loop control
Resolution	0.001 degrees	0.001 degrees	0.001 degrees	0.001 degrees	0.001 degrees
Control mode	Linkage control/arbitrary indexing	Linkage control/arbitrary indexing	Linkage control/arbitrary indexing	Linkage control/arbitrary indexing	Linkage control/arbitrary indexing
Maximum feed	15 rpm/min	12 rpm/min	12 rpm/min	12 rpm/min	12 rpm/min
Itinerary.	-30 to 180 degrees	-30 to 180 degrees	-30 to 180 degrees	-30 to 180 degrees	-30 to 180 degrees

A-axis (fork milling head) data

	GFM900	GFM1300	GFM1600	GFM2100	GFM2300
Transmission mode	Precision gear	Precision gear	Precision gear	Precision gear	Precision gear
Bearings	INA YRT series bearings	INA YRT series bearings	INA YRT series bearings	INA YRT series bearings	INA YRT series bearings
Maximum feed	/	15rpm/min	15rpm/min	15rpm/min	15rpm/min
Feed torque	/	4100Nm	4100Nm	4100Nm	4100Nm
Itinerary	/	-35 to 125 degrees	-35 to 125 degrees	-35 to 125 degrees	-35 to 125 degrees

C-axis (turntable) data

	GFM900	GFM1300	GFM1600	GFM2100	GFM2300
Measuring system	Heidenhain grating closed loop control	Heidenhain grating closed loop control	Heidenhain grating closed loop control	Heidenhain grating closed loop control	Heidenhain grating closed loop control
Resolution	0.001 degrees	0.001 degrees	0.001 degrees	0.001 degrees	0.001 degrees
Control mode	Linkage control/arbitrary indexing	Linkage control/arbitrary indexing	Linkage control/arbitrary indexing	Linkage control/arbitrary indexing	Linkage control/arbitrary indexing
Max rotational speed	12 rpm/min	12 rpm/min	12 rpm/min	10 rpm/min	10 rpm/min
Itinerary	360 degrees	360 degrees	360 degrees	360 degrees	360 degrees
Turntable dimensions	900-700mm	1250-1100mm	1500mm	1700mm	1700mm
Load bearing	1000kg	2500kg	5000kg	8000kg	8000kg
Max speed (with turning function)	/	500rpm	400rpm	250rpm	250rpm
Rated torque (with turning function)	/	5400Nm	7900Nm	7900Nm	7900Nm

TOOL MAGAZINE

Tool number	40
Chain rotation	Servo motor
Tool changing time(tool-tool)	6s

GFM900

Tool number	40
Chain rotation	Servo motor
Tool changing time(tool-tool)	6s

GFM1300

Tool number	40/60/120
Chain rotation	Servo motor
Tool changing time(tool-tool)	8s

GFM1600

Tool number	40/60/120
Chain rotation	Servo motor
Tool changing time(tool-tool)	8s

GFM2100

Tool number	40/60/120
Chain rotation	Servo motor
Tool changing time(tool-tool)	8s

GFM2300

Tool number	40/60/120
Chain rotation	Servo motor
Tool changing time(tool-tool)	8s

Other data

	GFM900	GFM1300	GFM1600	GFM2100	GFM2300
Weight	13.5t	28t	38t	53t	55t
Floor area	4.72*5.6m	6.5*4.5m	8.5*7.5m	12*9m	12*9m
Height	2.8m	4m	4.1m	6m	6.5m
Voltage	400V	400V	400V	400V	400V
Capacity	70KVA	100KVA	120KVA	150KVA	150KVA
Compressed air pressure	0.6MP	0.6MP	0.6MP	0.6MP	0.6MP
Compressed air max flow	650L/min	650L/min	650L/min	650L/min	650L/min

Optional

- High power spindle
- Work probe
- Knife setting instrument in machine
- Spindle center water
- Remote diagnostic services
- A turnkey project
- Adaptive cutting function
- Vibration monitoring
- FMS system.

